

More ways to learn about Shandong FUJIZY elevator



Official Tiktok



Official Wechat public account



360° Company panorama



VILLA LIFT SERIES



 SHANDONG FUJIZY ELEVATOR CO.,LTD.

SHANDONG FUJIZY ELEVATOR



FEEL SPECIAL IN SECONDS

Safety, Energy Efficiency, Comfort
—Brand Creates Classics



A leading elevator brand in northern China
for five consecutive years

LEADING TECHNOLOGY RESHAPE THE PATTERN OF RESIDENCE

Designed from a family perspective, Shandong FUJIZY villa elevators create a warm and harmonious space for every private home, providing meticulous care for you and your family. Shandong FUJIZY perfectly combines technology and daily life, making it more suitable for home use. While highlighting your unique taste, it also provides you with a different life experience.



Uninterrupted backup power supply

Automatically levels and opens of elevator door after a power outage to ensure the safe evacuation of passengers.



Fault self-rescue system

A highly sensitive fault self-rescue system that activates quickly during a malfunction, ensuring the elevator safely levels.



EMC (Electromagnetic Compatibility)

Keep your family and household appliances away from electromagnetic interference, ensuring safety and peace of mind.



One-touch emergency call

Equipped with an alarm button and direct dial phone inside the cabin, allowing timely notification to family, property management, and maintenance personnel in special circumstances.

DECORATION

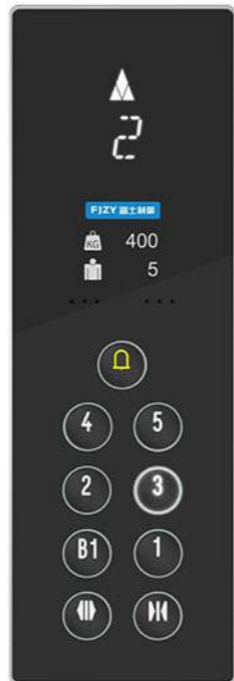


FJ-SJX-001 (Standard)

- Ceiling: FJ-DD-016 mirror stainless steel, organic translucent plate, LED lighting
- Car wall: Hairline stainless steel
- Car door: Hairline stainless steel
- COP: Acrylic(FJ-CZ-029)
- LOP: Glass panel (FJ-WH-029)
- Handrail: Stainless steel round tube with hairline on back wall (FJ-FS-001)
- Floor: PVC(FJ-DB-005)



360° panoramic display



FJ-CZ-029

Material:
Acrylic
(mechanical buttons)



FJ-WH-029

Material:
Glass panels
(mechanical buttons)



FJ-SJX-005 (Preferential car)

- Ceiling: FJ-DD-001 Mirror stainless steel, LED lighting
- Rear wall: The middle mirror is etched stainless steel, and the left and right hairlines are stainless steel
- Side walls: The middle mirror is etched stainless steel, and the left and right hairlines are stainless steel
- Front wall: Hairline stainless steel
- Car door: Hairline stainless steel
- COP: Acrylic (FJ-CZ-029)
- LOP: Glass Panel (FJ-WH-029)
- Handrail: Stainless steel round tube with hairline on back wall (FJ-FS-001)
- Floor: PVC(FJ-DB-005)



360° panoramic display



FJ-SJX-007 (Preferential car)

- Ceiling: FJ-DD-001 Mirror stainless steel, LED lighting
- Rear wall: The middle mirror is etched stainless steel, and the left and right hairlines are stainless steel
- Side walls: The middle mirror is etched stainless steel, and the left and right hairlines are stainless steel
- Front wall: Hairline stainless steel
- Car door: Hairline stainless steel
- COP: Acrylic (FJ-CZ-029)
- LOP: Glass Panel (FJ-WH-029)
- Handrail: Stainless steel round tube with hairline on back wall (FJ-FS-001)
- Floor: PVC(FJ-DB-005)



360° panoramic display

DECORATION



FJ-SJX-009
(Preferential car)

- Ceiling: FJ-DD-001 Mirror stainless steel, LED lighting
- Rear wall: The middle mirror is etched stainless steel, and the left and right hairlines are stainless steel
- Side walls: The middle mirror is etched stainless steel, and the left and right hairlines are stainless steel
- Front wall: Hairline stainless steel
- Car door: Hairline stainless steel
- COP: Acrylic (FJ-CZ-029)
- LOP: Glass Panel (FJ-WH-029)
- Handrail: Stainless steel round tube with hairline on back wall (FJ-FS-001)
- Floor: PVC(FJ-DB-014)



360° panoramic display



FJ-SJX-011
(Preferential car)

- Ceiling: FJ-DD-001 Mirror stainless steel, LED lighting
- Rear wall: The middle mirror is etched stainless steel, and the left and right hairlines are stainless steel
- Side walls: The middle mirror is etched stainless steel, and the left and right hairlines are stainless steel
- Front wall: Hairline stainless steel
- Car door: Hairline stainless steel
- COP: Acrylic (FJ-CZ-029)
- LOP: Glass Panel (FJ-WH-029)
- Handrail: Stainless steel round tube with hairline on back wall (FJ-FS-001)
- Floor: PVC(FJ-DB-004)



360° panoramic display



FJ-SJX-017
(Optional)

- Ceiling: FJ-DD-018 spraying steel plates, LED lighting
- Rear wall: Wood veneer, stainless steel strip, ink painting decoration
- Side walls: Galvanized sheet skin, galvanized sheet hard wrapping
- Front wall: Makeup steel plate
- Car door: Mirror stainless steel
- COP: Acrylic (FJ-CZ-029)
- LOP: Glass panel (FJ-WH-029)
- Floor: PVC (FJ-DB-020)



360° panoramic display



FJ-SJX-018
(Optional)

- Ceiling: FJ-DD-019 Rose gold hairline stainless steel, LED lighting
- Rear wall: Rose gold art sandblasting stainless steel
- Side walls: Galvanized sheet skin and wood veneer
- Front wall: Hairline rose gold
- Car door: Mirror rose gold stainless steel
- COP: Acrylic (FJ-CZ-029)
- LOP: Glass panel (FJ-WH-029)
- Floor: PVC (FJ-DB-021)



360° panoramic display

DECORATION



FJ-SJX-019
(Optional)

- Ceiling: FJ-DD-020 spraying steel plates, LED lighting
- Rear wall: M1P-GDHN01 classical flowers and birds, FY02
- Side walls: M1P-GDHN01 classical flowers and birds, FY02
- Front wall: SF1046 napalm white cowhide
- Car door: Mirror stainless steel
- COP: Acrylic (FJ-CZ-029)
- LOP: Glass panel (FJ-WH-029)
- Floor: PVC (FJ-DB-022)



360° panoramic display



FJ-SJX-020
(Optional)

- Ceiling: FJ-DD-021 spraying steel plates, LED lighting
- Rear wall: Mirror rose gold etching, hairline rose gold
- Side walls: Mirror rose gold, hairline rose gold
- Front wall: Hairline rose gold
- Car door: Mirror rose gold stainless steel
- COP: Acrylic (FJ-CZ-029)
- LOP: Glass panel (FJ-WH-029)
- Floor: PVC (FJ-DB-023)



360° panoramic display



FJ-SJX-021
(Optional)

- Ceiling: FJ-DD-021 spraying steel plates, LED lighting
- Rear wall: Wall cloth hard package + decorative strip embedded linear light + ink painting
- Side walls: Wall cloth, lacquering board hard wrapping
- Front wall: Brushed silver
- Car door: Hairline stainless steel
- COP: Acrylic (FJ-CZ-029)
- LOP: Glass panel (FJ-WH-029)
- Floor: PVC (FJ-DB-028)



360° panoramic display



FJ-SJX-022
(Optional)

- Ceiling: FJ-DD-018 sprayed steel plate, LED lighting
- Rear wall: Tectorial steel plate (fish belly white, deep mountain ebony)
- Side walls: Tectorial steel plate (remote mountain ebony), mirror stainless steel
- Front wall: Tectorial steel plate
- Car door: Mirrored stainless steel
- COP: Acrylic(FJ-CZ-029)
- LOP: Glass Panel(FJ-WH-029)
- Floor: PVC(FJ-DB-033)



360° panoramic display

DECORATION



FJ-SJX-023
(Optional)

- Ceiling: FJ-DD-036 Sprayed steel plate covered with stainless steel plate, LED lighting
- Rear wall: The middle black titanium mirror etched stainless steel, left and right hairline stainless steel
- Side walls: The middle black titanium mirror stainless steel, left and right hairline stainless steel
- Front wall: Hairline stainless steel
- Car door: Hairline stainless steel
- COP: Acrylic(FJ-CZ-029)
- LOP: Glass Panel(FJ-WH-029)
- Floor: PVC(FJ-DB-034)



360° panoramic display



FJ-SJX-026
(Optional)

- Ceiling: FJ-DD-020 sprayed steel plate, LED lighting
- Rear wall: Mirror stainless steel etched in the middle, champagne gold hairline stainless steel on the left and right
- Side walls: Champagne gold mirror stainless steel in the middle, champagne gold hairline stainless steel on the left and right
- Front wall: Champagne gold hairline stainless steel
- Car door: Hairline stainless steel
- COP: Acrylic(FJ-CZ-029)
- LOP: Glass Panel(FJ-WH-029)
- Floor: PVC(FJ-DB-020)



360° panoramic display



FJ-SJX-028
(Optional)

- Ceiling: FJ-DD-006 mirror stainless steel, LED lighting
- Rear wall: Center: color-printed steel panel; sides: film-coated steel panels
- Side walls: Center: film-coated steel panel; sides: film-coated steel panels
- Front wall: Film-coated steel panel
- Car door: Film-coated steel panel
- COP: Acrylic (FJ-CZ-029)
- LOP: Glass Panel (FJ-WH-029)
- Floor: PVC(FJ-DB-004)



360° panoramic display



FJ-SJX-029
(Optional)

- Ceiling: FJ-DD-040 Ultra-thin aluminum alloy
- Rear wall: Center: wood grain steel panel; sides: stone pattern steel panels
- Side walls: Center: stone pattern steel panel; sides: wood grain steel panels
- Front wall: Wood grain steel panel
- Car door: Wood grain steel panel
- COP: Acrylic (FJ-CZ-029)
- LOP: Glass Panel (FJ-WH-029)
- Floor: PVC(FJ-DB-021)



360° panoramic display

DECORATION

Hall door



FJ-CM-003
Hairline stainless steel middle glass



FJ-CM-004
(Manual single door opening)
Aluminum alloy + glass

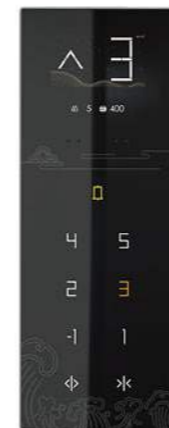


FJ-CM-005
Mirror-etched stainless steel



FJ-CM-014
Titanium, mirror, etching

COP



FJ-CZ-023
Glass panel
(touch button)



FJ-CZ-024
Glass panel
(touch button)

LOP



FJ-WH-017
Glass panel
(touch button)



FJ-WH-022
Glass panel
(touch button)



FJ-WH-042
Glass panel (With
child lock function)

Handrail



FJ-FS-001

Available Materials:
1. Hairline stainless steel
2. Mirror stainless steel
3. Titanium gold mirror stainless steel



FJ-FS-002

Wooden



FJ-FS-003

Available Materials:
1. Hairline stainless steel
2. Mirror stainless steel
3. Titanium gold mirror stainless steel



FJ-FS-004

Available Materials:
1. Hairline stainless steel
2. Mirror stainless steel
3. Titanium gold mirror stainless steel



FJ-FS-005

Available Materials:
1. Hairline stainless steel
2. Mirror stainless steel
3. Titanium gold mirror stainless steel



FJ-FS-006


Combination of round wood and titanium

DECORATION


Ceiling



FJ-DD-002
Material: mirror stainless steel



FJ-DD-006
Material: mirror stainless steel



FJ-DD-008
Material: mirror stainless steel



FJ-DD-016
Material: mirror stainless steel
(Taishan, Hongtai series 4 downlights;
Jintai series 2 downlights)



FJ-DD-017
Material: mirror stainless steel
(Taishan, Hongtai series 4 downlights;
Jintai series 2 downlights)



FJ-DD-018
Material: spraying steel plates



FJ-DD-019
Material: Rose blonde hairline stainless steel frame



FJ-DD-020
Material: spraying steel plates



FJ-DD-021
Material: spraying steel plates



FJ-DD-001
Material: mirror stainless steel

Floor



FJ-DB-002
Material: PVC/marble



FJ-DB-005
Material: PVC/marble



FJ-DB-021
Material: PVC/marble



FJ-DB-003
Material: PVC/marble



FJ-DB-006
Material: PVC/marble




FJ-DB-022
Material: PVC/marble



FJ-DB-001
Material: PVC/marble



FJ-DB-004
Material: PVC/marble



FJ-DB-020
Material: PVC/marble



FJ-DB-023
Material: PVC/marble

TAISHAN A SERIES STEEL BELT PLATFORM VILLA ELEVATOR

- Drive system and structural form
Traction steel belt drive,
backpack frame balance structure

- Applicable place
Duplex/Stacked Villa/Single-family house

- Minimum hoistway size
850*975mm
Minimum OH and pit depth
2300mm/100mm

- Floor coverage • Speed
2~6 floors **0.3m/s**

- Hoistway frame
- | | | |
|---|---|---|
|  |  |  |
| Matte black
(RAL 9005) | Matte white
(RAL 9003) | Titanium gold
(RAL 270-M) |
|  |  |  |
| Rose gold
(RAL 480-M) | Brown
(RAL 150-M) | Dark green
(RAL 6008) |



TAISHAN A SERIES DECORATION

- Backdrop



FJ-HB-017 (Standard)
Galvanized honeycomb panels +
decorative paintings



FJ-HB-018 (Optional)
Galvanized honeycomb panels +
decorative paintings



FJ-HB-019 (Optional)
Aluminum alloy frame + translucent stone
+ LED strip light around it
The scope of application is: car width
CW≤1250mm

- Hoistway ceiling



FJ-DD-022 (Standard)
Material: 1.2T mirror matte sandblasting
black titanium anti-fingerprint
Stainless steel 304
(downlight glows blue light)



FJ-DD-023 (Optional)
Material: fiberboard + optical fiber



FJ-DD-024 (Optional)
Material: translucent stone top

- COP

FJ-CZ-021
LCD touch screen



- LOP



FJ-WH-015
Standard:
Circular outbound call



FJ-WH-016
Optional:
square outbound call

- Woven flooring (optional)



FJ-DB-024



FJ-DB-026



FJ-DB-027

The scope of application of
the woven floor (optional) is:
Car depth CD≤1200

TAISHAN B SERIES STEEL BELT PLATFORM VILLA ELEVATOR

- Drive system and structural form

Traction steel belt drive,
backpack frame balance structure

- Applicable place

Duplex/Stacked Villa/Single-family house

- Minimum hoistway size

1150*1200mm

Minimum OH and pit depth

2500mm/100mm

- Floor coverage

2~6 floors

- Speed

0.3m/s

- Hoistway frame



Matte black (RAL 9005) Matte white (RAL 9003) Titanium gold (RAL 270-M)



Rose gold (RAL 480-M) Brown (RAL 150-M) Dark green (RAL 6008)



TAISHAN B SERIES DECORATION


- Hall door



FJ-CM-004
Manual single door opening



FJ-CM-017
Automatic single door



FJ-CM-021
Automatic swing door

- Rear wall



TAISHAN B Standard
Rear wall:
hairline stainless steel



FJ-HB-006
Rear car wall: hairline stainless steel, mirror stainless steel etching

- Add cabin style



- COP



FJ-CZ-017

Available Materials:

1. Mirror stainless steel
2. Titanium gold mirror stainless steel
3. Titanium black mirror stainless steel

- LOP



FJ-WH-029
Glass panels
(Mechanical Button)



FJ-WH-015
Standard:
Circular outbound call

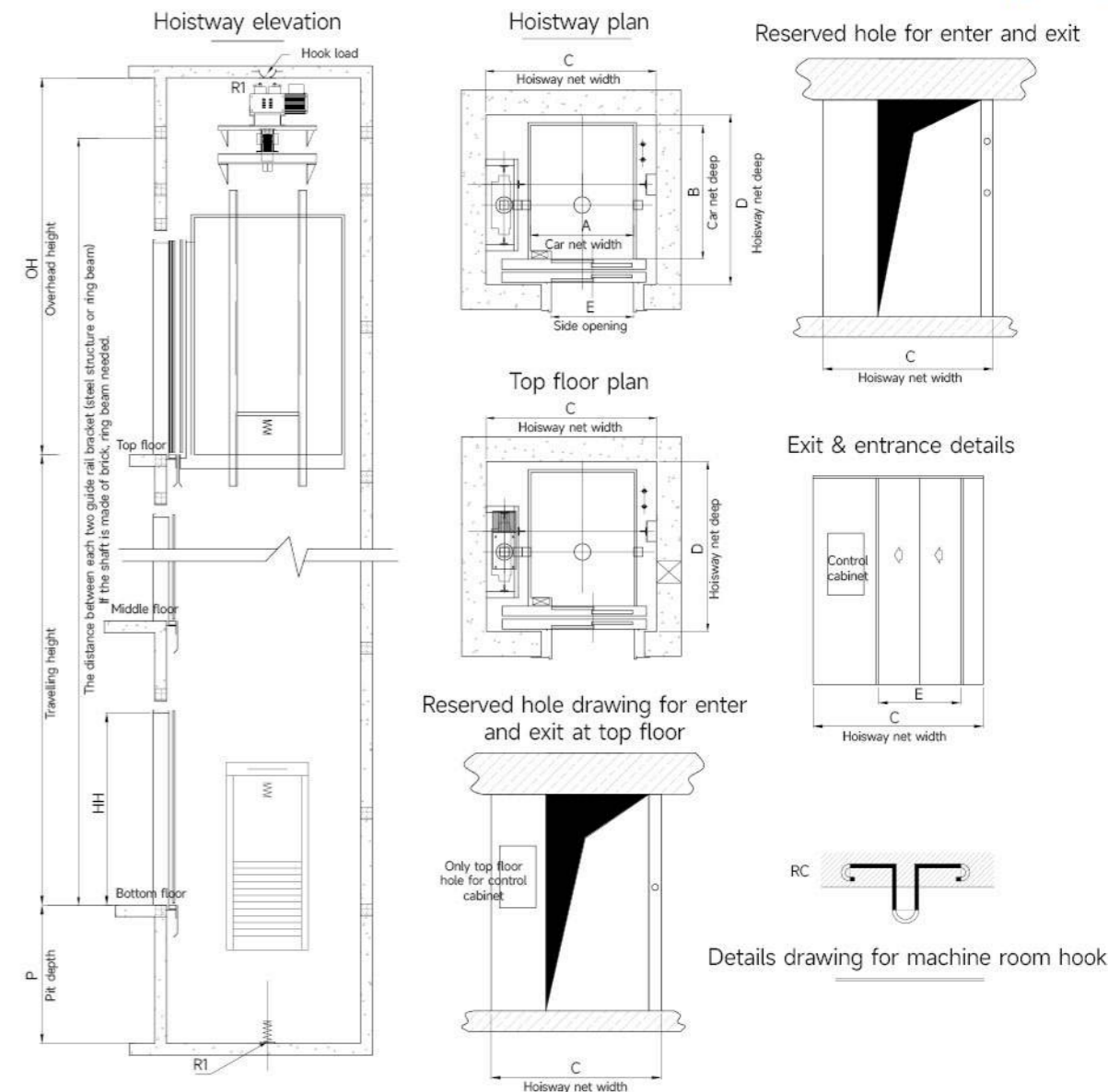


FJ-WH-016
Optional:
square outbound call

FUNCTION TABLE

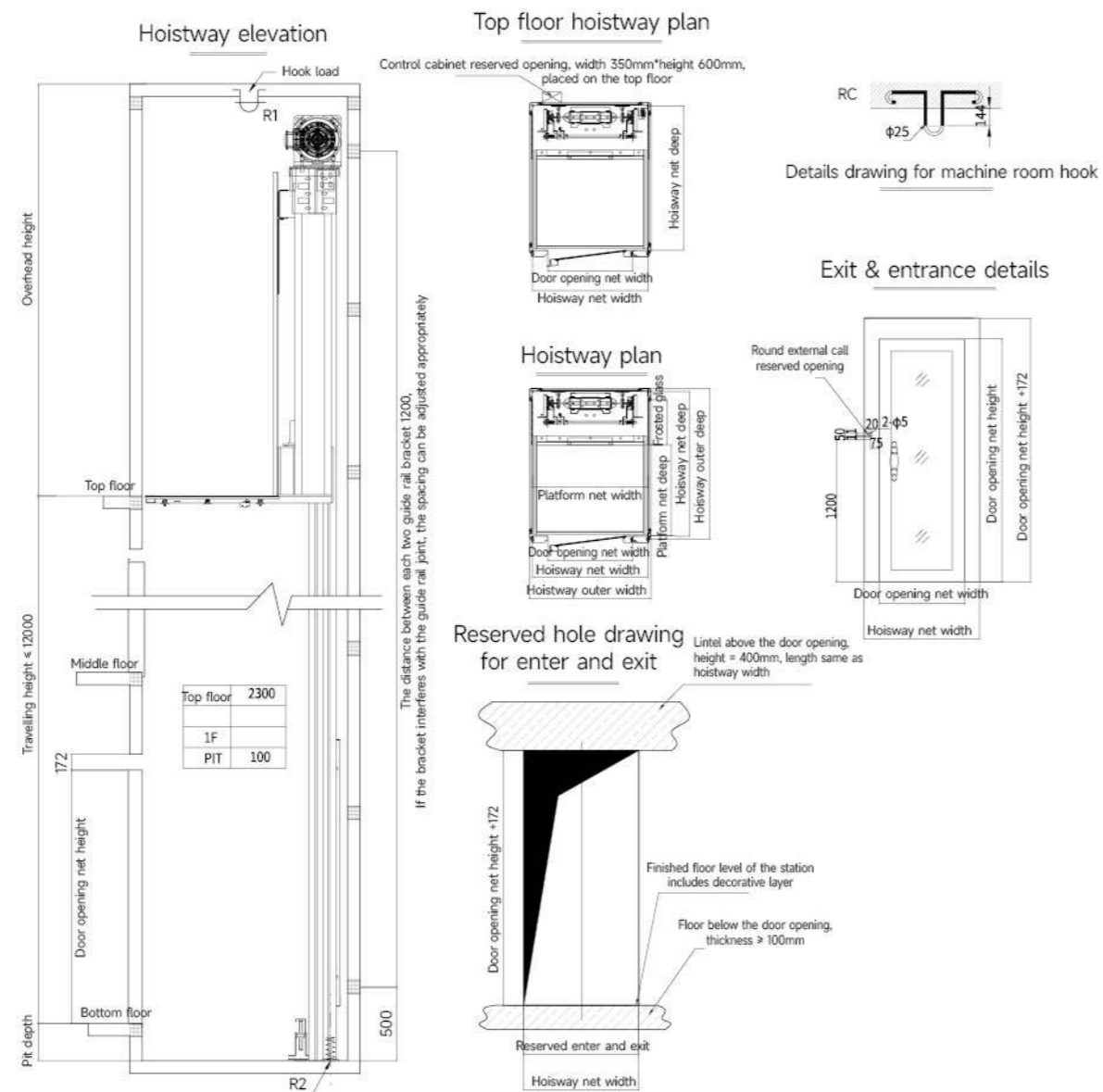
Standard features		
Maintenance operations	Overload protection	Reverse cancelling
Direct landing (crawling)	Optimal curve auto-generation	Automatic door opening and closing
Self-rescue leveling	Independent running	Open door time categorized setting
Motor parameters self-learning	Protection against reverse travel	Same floor dual hall call
Hoistway specification self-learning	Anti-skid protection	Door malfunction protection
Elevator lock function	Contacting contact sticking protection	Repeated door opening
Automatic return to main floor	Motor overcurrent protection	Door opening signal in door zone
Power-saving light off function	Power overvoltage protection	Hall door opening
Front and rear door service floor setting	Motor overload protection	Up-collective selective control
Service floor setting	Encoder fault protection	Down-collective selective control
Automatic correction of cabin position	Fault recording	Door lock short-circuit protection
Skipping floor display	Pre-torque setting	Ground short-circuit detection
Wrong instruction cancelling	Full collective selection	Testing function
Forced deceleration monitoring function	Automatic rescue device	

TAISHAN SERIES CONSTRUCTION PARAMETERS



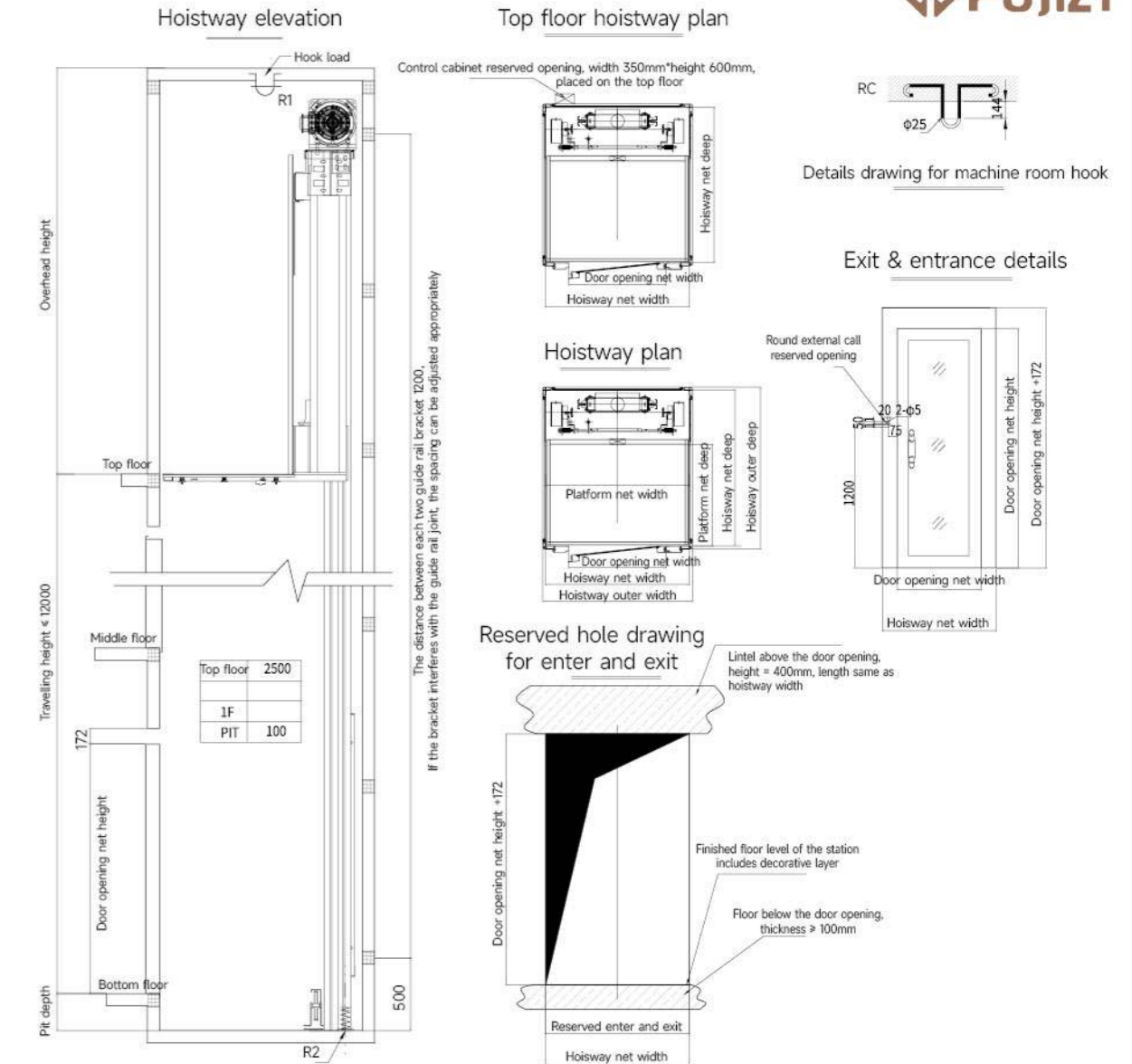
Load kg	Shaft size wide C x deep D mm	Cabin size wide A x deep B mm	Door opening size E mm	Pit depth P mm	Overhead height Q mm	Counterweight position
400	1600 x 1600	1000 x 1300	Side opening 800	300 (PVC floor) 350 (Marble floor ≤ 20mm)	3000 (地板 floor) 3150 (Marble floor ≤ 20mm)	Sideways

TAISHAN A SERIES CONSTRUCTION PARAMETERS



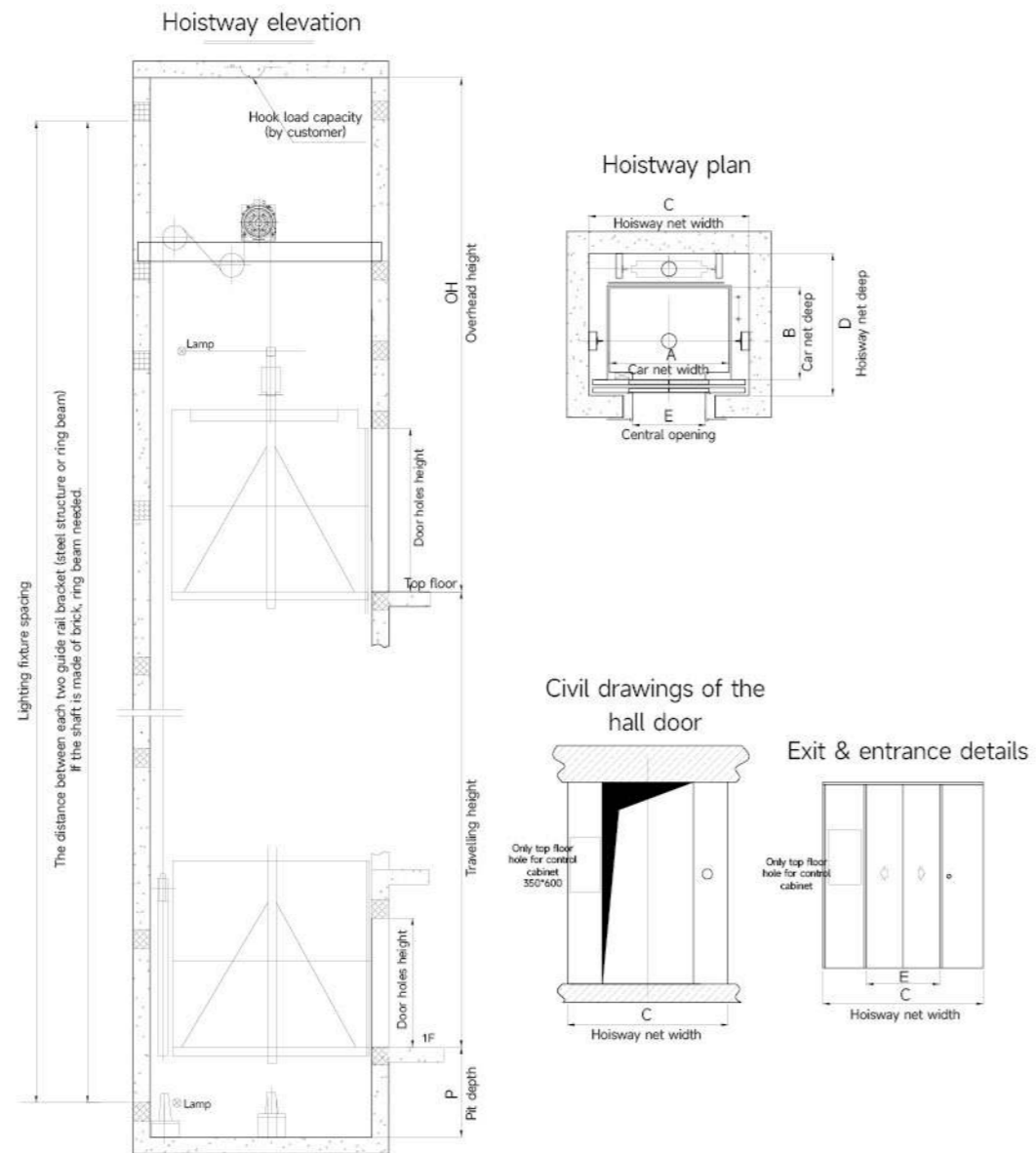
Load kg	Speed m/s	Door opening method	Door opening net width mm	Door opening net height mm	Min. shaft size (Internal Net) (width x depth) mm	Min. hoistway corresponding to cabin area mm	Min. external hoistway dimensions (width x depth) mm	Max. travelling height m	Max. hoistway dimensions (Internal Net) width x depth) mm	Max. Hoistway corresponding to cabin area mm	Min. overhead height mm	Min. pit depth mm
400	0.15~0.3	Manual door	600~900	2000	850×975	850×650	902×1027	12	1400×1425	1400×1100	2300	100

TAISHAN B SERIES CONSTRUCTION PARAMETERS



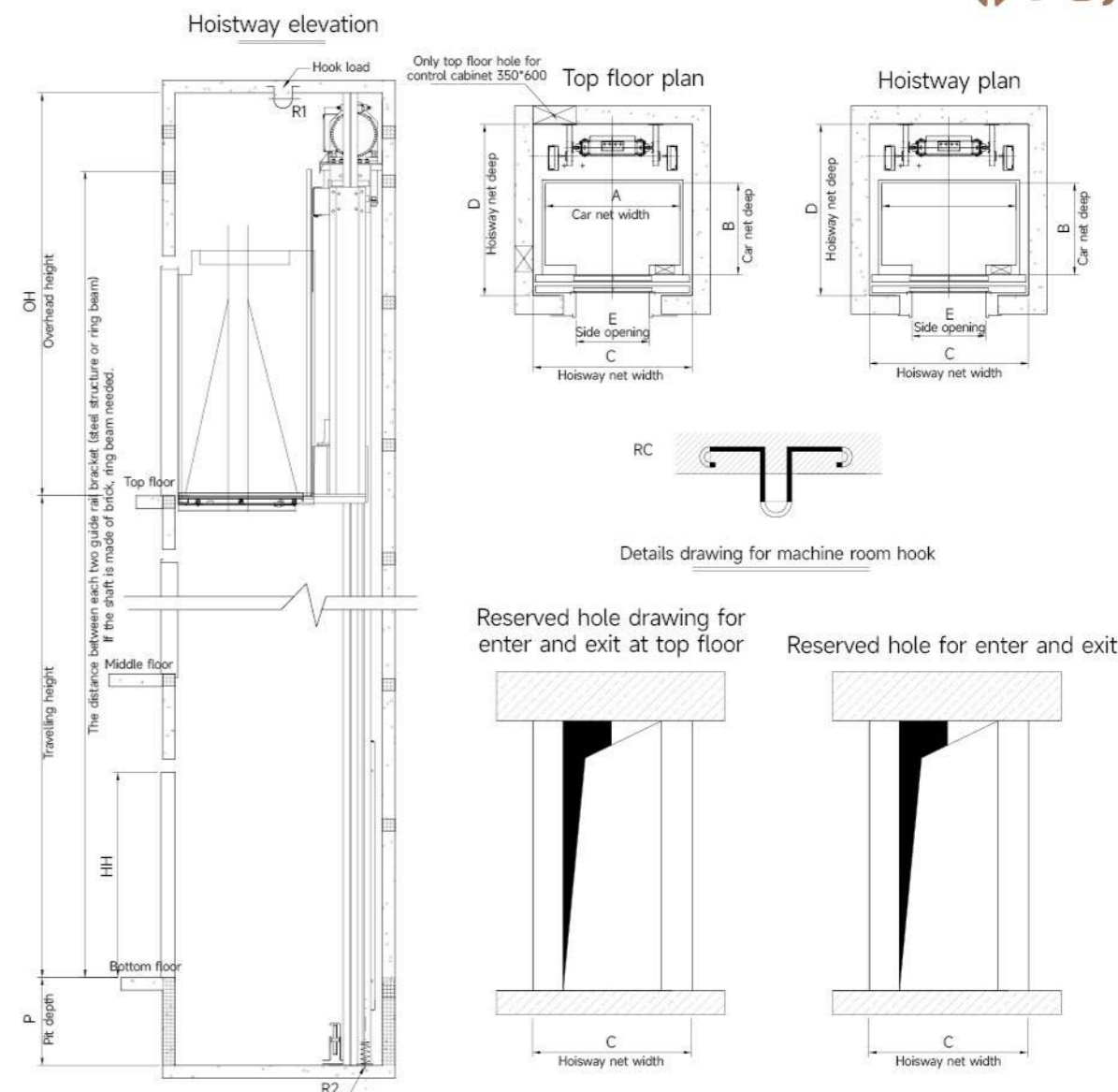
Load kg	Speed m/s	Door opening method	Door opening net width mm	Door opening net height mm	Min. shaft size (Internal Net) (width x depth) mm	Min. hoistway corresponding to cabin area mm	Min. external hoistway dimensions (width x depth) mm	Max. travelling height m	Max. hoistway dimensions (Internal Net) (width x depth) mm	Max. Hoistway corresponding to cabin area mm	Min. overhead height mm	Min. pit depth mm
400	0.15~0.3	Manual door	600~900	2000	1150×1200	1150×775	1200×1250	12	1400×1540	1400×1100	2500	100

HONGTAI SERIES CONSTRUCTION PARAMETERS



Load kg	Shaft size wide C x deep D mm	Cabin size wide A x deep B mm	Door opening size E mm	Pit depth P mm	Overhead height Q mm	Counterweight position
400	1750 x 1550	1300 x 1000	Central opening 800	600	3500	Rearways

JINTAI SERIES CONSTRUCTION PARAMETERS



Load kg	Shaft size wide C x deep D mm	Cabin size wide A x deep B mm	Door opening size E mm	Pit depth P mm	Overhead height Q mm	Counterweight position
400	1300 x 1400	1100 x 750	Central opening 600	300	2700 (min2600)	Rearways